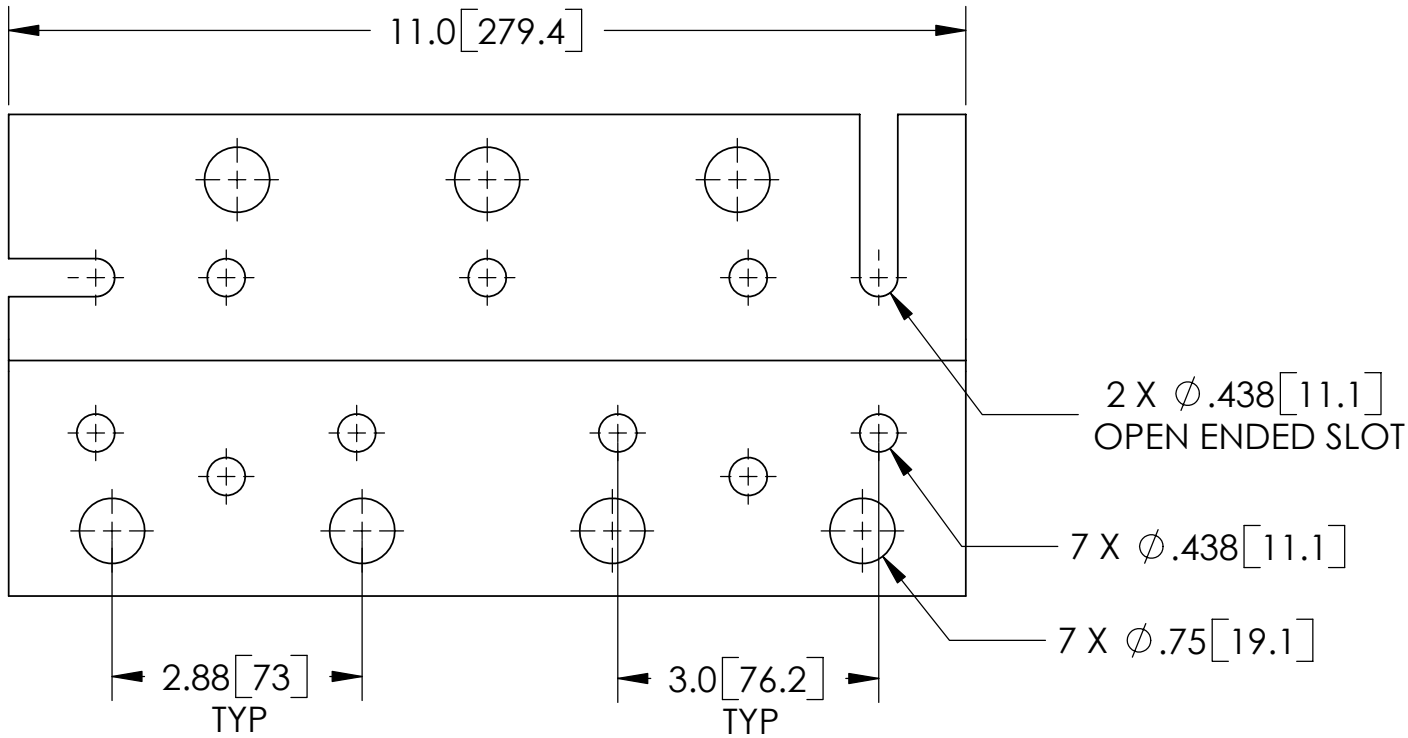
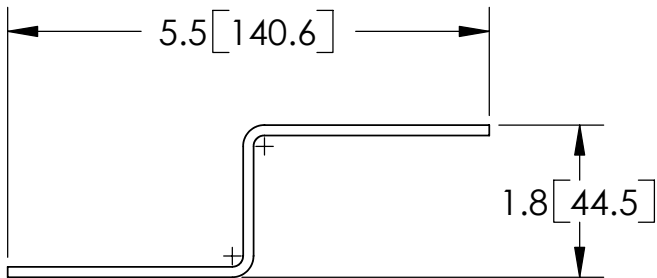
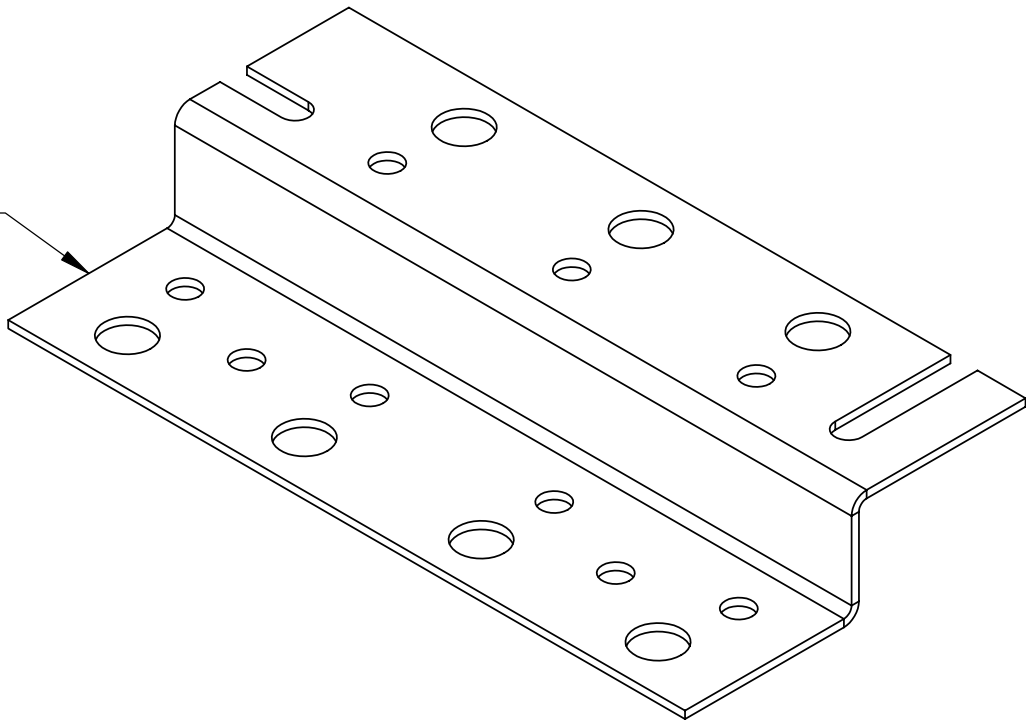


REVISIONS				
REV.	ZONE	DESCRIPTION	BY	DATE
G		ADDED SLOTS TO EASE INSTALL	AW	11/11/04
H		MOVED SLOTTED HOLES	AW	11/15/04
J		UPDATE MATERIAL SIZE & BEND LINES	ACG	09/07/06



MAT'L: SMS 11GA



NOTES:
1. ALL METRIC DIMENSIONS ARE IN BRACKETS.

These drawings and specifications are proprietary property and may be used only for the specific purpose authorized in writing. ALL DIMENSIONS ARE IN INCHES U.O.S. TOLERANCES UNLESS OTHERWISE SPECIFIED: .X = ± .06 ANGLES ±2° .XX = ± .03 FRACTIONS ±1/32 .XXX = ± .010 REMOVE BURRS AND BREAK EDGES .005 DO NOT SCALE THIS PRINT	DRAWN BY: ACG	SHEET: 1 of 1	PART NUMBER: FM-ZBH4
	CHECKED BY: TP	SCALE: NTS	DESCRIPTION: HORIZONTAL Z-BRACKET, 4 RUNS OF COAX
	DATE: 09/07/06	MATERIAL: A568	DRAWING TYPE: ASSEMBLY DRAWING
	REVISION: J	FINISH: GALV A123 WEIGHT: 2.40 LBS	